

DOCUMENT RESUME

ED 369 891

CE 066 223

TITLE Cost Effectiveness of the State Adult Basic and Adult High School Program. FY 1992-93.

INSTITUTION Utah State Office of Education, Salt Lake City. Applied Technology Education Services.

PUB DATE Dec 93

NOTE 64p.; For the FY 1989-90 report, see ED 329 704.

PUB TYPE Reports - Evaluative/Feasibility (142) -- Statistical Data (110)

EDRS PRICE MF01/PC03 Plus Postage.

DESCRIPTORS \*Adult Basic Education; Adult Programs; \*Cost Effectiveness; Educational Attainment; Enrollment; \*Financial Support; \*High School Equivalency Programs; Outcomes of Education; Participation; Special Needs Students; \*State Programs; Student Characteristics; Tables (Data)

IDENTIFIERS \*General Educational Development Tests; \*Utah

ABSTRACT

Of Utah's 181,428 adults without a high school diploma, 27,770 (14,201 males and 13,569 females) were enrolled in an adult basic education (ABE) or General Educational Development (GED) program in FY 1992-93. Of those persons, 15,238 demonstrated improved basic skills for personal satisfaction and increased self-confidence, 6,492 completed ABE, 2,430 obtained a high school diploma, 4,089 passed the GED test (in calendar year 1991), 3,373 learned to speak and listen in English (pre-level 1), 3,454 entered another post-high school vocational and/or college program, and 49,563 earned credits toward a high school diploma. The following economic achievements among the FY 1992-93 ABE and GED program enrollees were noted: 3,522 obtained a job, 2,863 obtained a better job with a salary increase, 1,353 were removed from public assistance. During the same fiscal year, Utah ABE and GED programs served 13,298 unemployed individuals and 6,103 recipients of public assistance. The annual percentage rate of return on Utah's investment in ABE and GED for the year was calculated at 109.78%. For every \$1 invested in ABE and GED, Utah received \$7.63 in saved, earned, or returned income. (Twenty-five tables/charts are included.) (MN)

\*\*\*\*\*  
 \* Reproductions supplied by EDRS are the best that can be made \*  
 \* from the original document. \*  
 \*\*\*\*\*

CE

ED 369 891

FY 1992-93

# Cost Effectiveness of the State Adult Basic and Adult High School Program

For more information contact:  
Brent H. Gubler, Adult Education Services Specialist  
Utah State Office of Education  
250 East Fifth South  
Salt Lake City, Utah 84111  
Telephone (801) 538-7844

U.S. DEPARTMENT OF EDUCATION  
Office of Educational Research and Improvement  
EDUCATIONAL RESOURCES INFORMATION  
CENTER (ERIC)

- This document has been reproduced as received from the person or organization originating it.
- Minor changes have been made to improve reproduction quality.

• Points of view or opinions stated in this document do not necessarily represent official OERI position or policy.

PERMISSION TO REPRODUCE THIS MATERIAL HAS BEEN GRANTED BY

*R. F. [Signature]*

TO THE EDUCATIONAL RESOURCES INFORMATION CENTER (ERIC)."

15066223

COST EFFECTIVENESS OF THE STATE ADULT BASIC  
EDUCATION AND ADULT HIGH SCHOOL PROGRAM

FY 1992-93

UTAH STATE OFFICE OF EDUCATION

Scott W. Bean  
State Superintendent of Public Instruction

APPLIED TECHNOLOGY EDUCATION SERVICES

Bruce T. Griffin, Associate Superintendent

Robert O. Brems, State Director, Applied Technology Education

Russell R. Whitaker, Coordinator, Special Programs

Brent H. Gubler, Specialist, Adult Education Services

Salt Lake City, Utah

December 1993

UTAH STATE BOARD OF EDUCATION

and

UTAH STATE OFFICE OF EDUCATION FOR  
APPLIED TECHNOLOGY EDUCATION SERVICES

250 East 500 South  
Salt Lake City, Utah 84111

BOARD MEMBERS

Neola Brown  
District 1  
Beaver 84713

Milton Kendrick  
District 6  
Ogden 84403

C. Grant Hurst  
District 11  
Sandy 84093

Lynn Haslem  
District 2  
Altonah 84002

Katharine B. Garff  
District 7  
Bountiful 84010

Boyd F. Jensen  
District 12  
Murray 84107

Harold S. Jensen  
District 3  
Gunnison 84634

Daryl C. Barrett  
District 8  
Salt Lake City 84108

Allen E. Litster  
District 13  
Midvale 84047

Keith T. Checketts  
District 4  
Logan 84321

Kay McDonough  
District 9  
Magna 84044

Marlon O. Snow  
District 14  
Orem 84057

Thomas F. Davidson  
District 5  
Ogden 84403

Donald G. Christensen  
District 10  
West Valley City 84120

Linnea S. Barney  
District 15  
Orem 84058


Scott W. Bean, Executive Officer

Twila B. Affleck, Secretary

## FOREWORD

On behalf of Adult Education, the Utah State Office of Education is proud to submit a report which describes the cost effectiveness of the State Adult Basic and Adult High School Program. This is an especially important report in the light of tight public resources and the need to increase accountability in the use of taxpayer dollars. This report is also important to an understanding of our commitment to a well-trained work force and citizenry who are dedicated to maintain and improve our competitive edge in the marketplace and to enhance our quality of life.

The pages of this report describe the educational and economic achievements and challenges of the Adult Education Program; therefore, the contents of this report should be studied: one, for an understanding of the contributions the Adult Education Program is making to the economy and to the lives of our citizens; and two, for the purpose of improving the quality and delivery of adult education services.

  
\_\_\_\_\_  
Scott W. Bean, State Superintendent  
of Public Instruction

**COST EFFECTIVENESS OF THE STATE ADULT BASIC  
EDUCATION AND ADULT HIGH SCHOOL PROGRAM  
FY 1992-93**

Table of Contents

	<u>Page</u>
A. General Achievement Information .....	1
B. Adult Education: An Investment with High Economic Returns	
Table 1: Economic Investment Balance Sheet .....	3
Table 2: Economic Return on the FY 1993 Adult Basic Education and Adult High School Program Exceeds 44 Million Dollars .....	3
C. Summary: Cost Effectiveness of the Adult Education Program .....	4
D. Selected Adult Education Achievement Charts	
1. Adult Education Program Appropriations by Source and Fiscal Year .....	6
2. State Adult High School Weighted Pupil Units Generated and Appropriated by Fiscal Year .....	7
3. Adult Basic Education and Adult High School Enrollees by Fiscal Year .....	8
4. FY 1992-93 Adult Basic Education and Adult High School Enrollees by Age Categories .....	9
5. FY 1992-93 Adult Basic Education and Adult High School Enrollees by Sex .....	10
6. FY 1992-93 Adult Basic Education Enrollees by Sex .....	11
7. FY 1992-93 Adult High School Enrollees by Sex .....	12
8. FY 1992-93 Adult Basic Education and Adult High School Enrollees by Race and Selected Ethnic Groups .....	13

9. Profile of Adult Basic Education and Adult High School Enrollees Upon Program Entry .....	14
10. Educational Achievements of Adult Basic Education and Adult High School Enrollees .....	15
11. Economic Achievements of Adult Basic Education and Adult High School Enrollees .....	16
12. Total Adult Basic Education and Adult High School Enrollments for FY 1992-93 by Instructional Levels and Subject Areas .....	17
13. Adult High School Impact Data: Number of Units of Adult High School Credit Awarded From All Sources by Total .....	18
14. Adult Basic Education and Adult High School Students Leaving the Instructional Program and Their Reasons .....	19
15. Number of Part-Time Adult Basic Education and Adult High School Personnel by Type of Job Performed .....	20
16. Number of Full-Time Adult Basic Education and Adult High School Personnel by Type of Job Performed .....	21
17. Adult Basic Education and Adult High School Personnel: Part-Time and Full-Time Staff .....	22
18. Number of FY 1992-93 Adult High School Graduates .....	23
19. Number of Adult High School Graduates by Fiscal Year .....	24
20. Adult Eligible Legalized Alien Instructional Program .....	25
21. Adult Education for the Homeless by Program .....	26
22. Community-Based Adult Education Programs for Limited English Proficient Adults .....	27

23. Adult Gateway or Public Housing Enrollees by Providers . . . . 28

24. Utah GED Achievements: Number of Persons Tested . . . . . 29

25. Utah GED Achievements: Number of Persons Tested  
Meeting State Score Requirements . . . . . 30



A. General Achievement Information

• Target Population/Utah Adults Without a High School Diploma (1990 Census)	181,428
• Percentage of Utah Adults Without a High School Diploma	16.0%
• Total Enrollees (16 years of age and over)	
(a) Male	14,201
(b) Female	<u>13,569</u>
Total	27,770
• Educational Achievements	
(a) Attended Adult Basic and Adult High School Completion Classes (levels 0-12)	27,770
(b) Improved Basic Skills for Personal Satisfaction and Increased Self Confidence	15,238
(c) Completed Adult Basic Education (levels 0-5 reading, writing, and computation classes)	6,492
(d) Obtained a High School Diploma	2,430
(e) Passed GED test (calendar year 1991)	4,089
(f) Learned to Speak and Listen in English (pre-level 1)	3,373
(g) Entered Another Post-High School Vocational and/or College Program	3,454
(h) Credits Awarded Toward a High School Diploma	49,563
• Economic Achievements	
(a) Obtained a Job	3,522

(b)	Obtained a Better Job with Salary Increase	2,863
(c)	Removed from Public Assistance	1,353
(d)	Unemployed Served	13,298
(e)	Public Assistance Recipients Served	6,103
•	Annual Percentage Rate of Return on Investment (See following pages.)	109.78%
•	For every \$1 invested, our state received \$7.63 in saved, earned, or returned income. (See following pages.)	

B. Adult Education: An Investment with High Economic Returns

**Table 1**  
**ECONOMIC INVESTMENT BALANCE SHEET**  
**ADULT BASIC EDUCATION AND ADULT HIGH SCHOOL**  
**ECONOMIC ACHIEVEMENTS - FY 1993<sup>1</sup>**

Total Federal and State Dollars Expended (Invested)

Adult Education for the Homeless (Federal McKinney/Jan. 1, 1993 - Dec. 31, 1993)	\$ 217,000
Eligible Legalized Aliens (Federal IRCA/Oct. 1, 1992 - Sept. 30, 1993)	81,000
Federal Adult Education Act	1,104,000
Federal Limited English Proficiency (Community-Based)	23,000
State Adult High School	4,393,000
Federal Adult Education Resource Center	<u>23,000</u>
<b>TOTAL</b>	<b>\$5,841,000</b>

Estimated Dollars Saved or Returned on Investment

New Tax Revenues	\$6,465,098
Public Assistance Savings	<u>5,788,621</u>
<b>TOTAL</b>	<b>\$12,253,719</b>

<u>Net Return on Investment</u>	\$6,412,719
<u>Annual Percentage Rate of Return on Investment</u>	109.78%

**Table 2**  
**ECONOMIC RETURN ON THE FY 1993 ADULT BASIC EDUCATION**  
**AND ADULT HIGH SCHOOL PROGRAM EXCEEDS 44 MILLION DOLLARS<sup>1</sup>**

<u>Sources of Return</u>	<u>Dollars</u>
Net Income (Salaries/Wages)	\$31,134,480
Reduced Public Assistance Payments	5,788,621
Increased Taxes Paid	6,465,098
Increased Income (Promotion/Salary Increases)	<u>1,191,008</u>
<b>TOTAL (Estimated Income Saved, Earned, or Returned)</b>	<b>\$44,579,207</b>

<sup>1</sup> See pages 4 & 5 of this booklet for information on how these figures were derived.

C. Summary: Cost Effectiveness of the Adult Education Program

1. For every \$1 invested, our state received \$7.63 in saved, earned, or returned income.
2. State savings, \$5,788,621 (1,353 enrollees removed from welfare roles).
3. Money put back into the economy \$31,134,480 (3,522 adult enrollees obtained jobs).
4. Money added to the economy \$1,191,008 (2,863 enrollees received job promotions).
5. Increased tax payments \$6,465,098 (estimated federal, state, and local taxes generated by new or increased earnings).

The above data and information were calculated using July 1, 1992 - June 30, 1993 program data as follows:

Public Assistance

1. Number of adult education learners removed from public assistance in FY 1992-93 1,353
2. Estimated savings in public aid grants annually (average state monthly payment of \$356.53 x 12 months x 1,353 enrollees) \$5,788,621

Employment

1. Number of adult education learners who became employed as a result of adult education. 3,522
2. Projected income earned by adults who became employed (number of adults receiving jobs as a direct or indirect result of attending adult education classes multiplied by the minimum hourly wage of \$4.25 x 40 hours x 52 weeks x 3,522). \$31,134,480

Job Promotion

1. Number of adults who obtained a better job or salary increase as a result of adult education. 2,863
  
2. Projected additional income earned by adults who were promoted, or received a salary increase as a result of adult education (number of adults receiving a promotion multiplied by \$.20 per hour x 40 hours x 52 weeks). \$1,191,008

Increased Revenue

1. From the projected total earnings of those employed plus the projected additional money earned through promotion (\$31,134,480 + \$1,191,008 = \$32,325,488), the dollar estimate of the amount of the combined local, state, and federal taxes (20% rate estimated) returned to government. \$6,465,098
  
2. Total savings to the state (\$6,465,098 + \$5,788,621). \$12,253,719

Net Gain

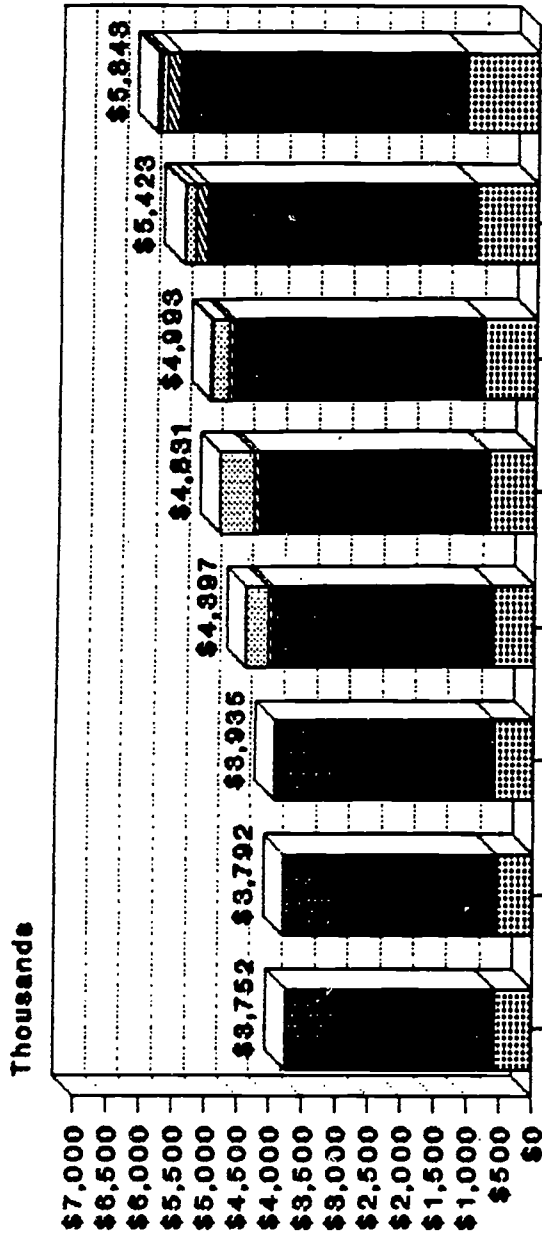
The cost to operate this program, inclusive of federal and state appropriations in FY 1992-93 amounted to \$5,841,000. The full return was \$12,253,719 resulting in a net gain to the state of \$6,412,719. The net percentage gain on investment is 109.78 percent.

D. Selected Adult Education Achievement Charts

On the following pages are selected charts which describe the achievements and challenges of the adult education program. These charts should be studied for understanding and improving the quality and delivery of adult education services.

HAWPDATAIGUBLERSTASTICL.RPTCOST-EFF.RPT

# Adult Education Program Appropriations by Source & Fiscal Year\*



1985-86 1986-87 1987-88 1988-89 1989-90 1990-91 1991-92 1992-93

Source	1985-86	1986-87	1987-88	1988-89	1989-90	1990-91	1991-92	1992-93
Fed. Adult Res. Ct.								\$23
Fed. Limited Eng. Act							\$21	\$25
Federal IRCA Act				\$335	\$536	\$25	\$150	\$81
Federal Homeless Act			\$75	\$88	\$87	\$191	\$217	
State AHC Act	\$3,173	\$3,298	\$3,931	\$3,946	\$3,484	\$3,824	\$4,110	\$4,993
Federal Adult Act	\$579	\$554	\$604	\$641	\$723	\$806	\$951	\$1,104

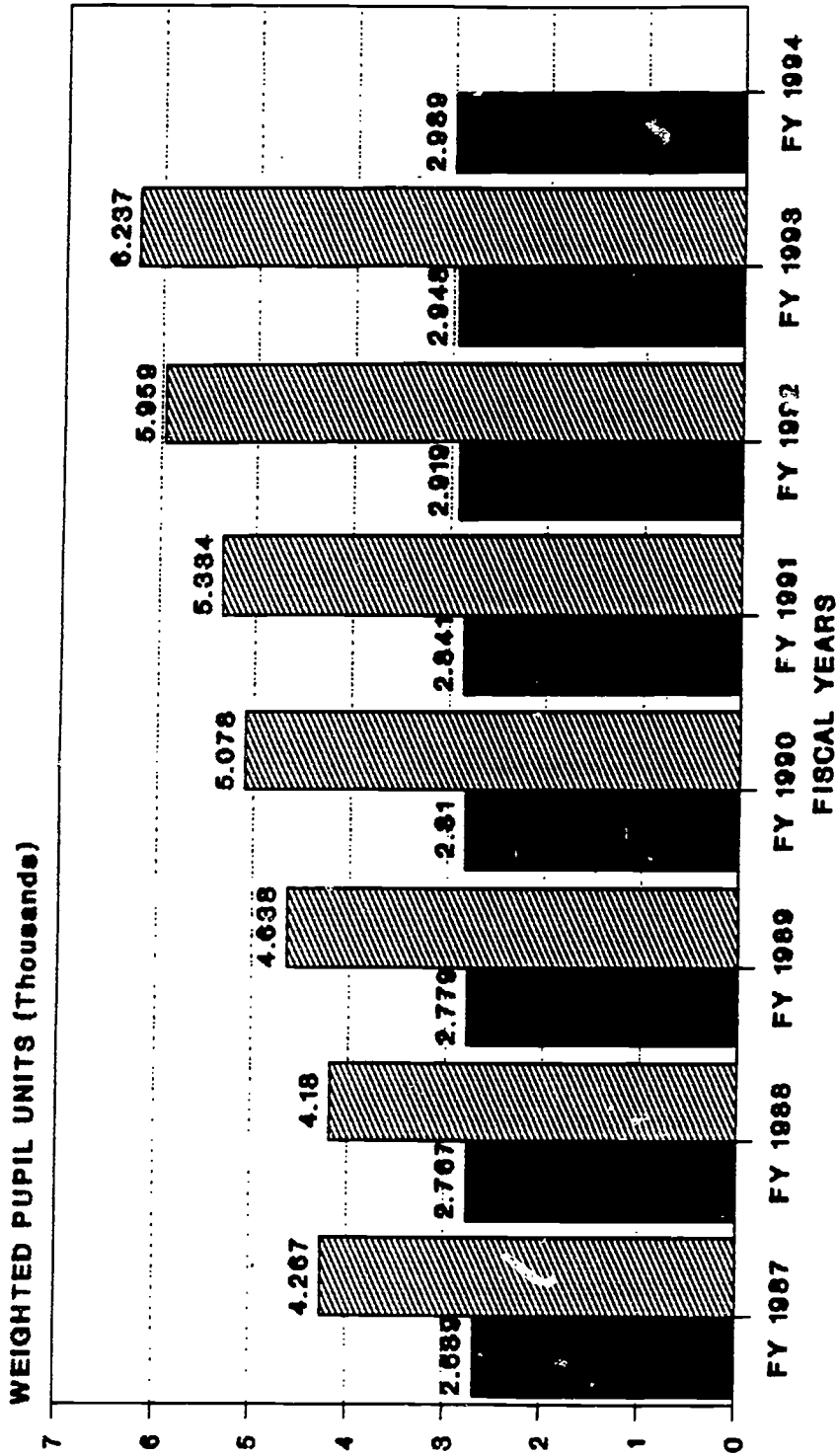
- Federal Adult Act
- Federal IRCA Act
- Federal Homeless Act
- State AHC Act
- Fed. Limited Eng. Act
- Fed. Adult Res. Ct.

\* Homeless/SLIAG Different Budget Period

Mon.sht



# STATE ADULT HIGH SCHOOL WEIGHTED PUPIL UNITS GENERATED & APPROP. BY FISCAL YEAR



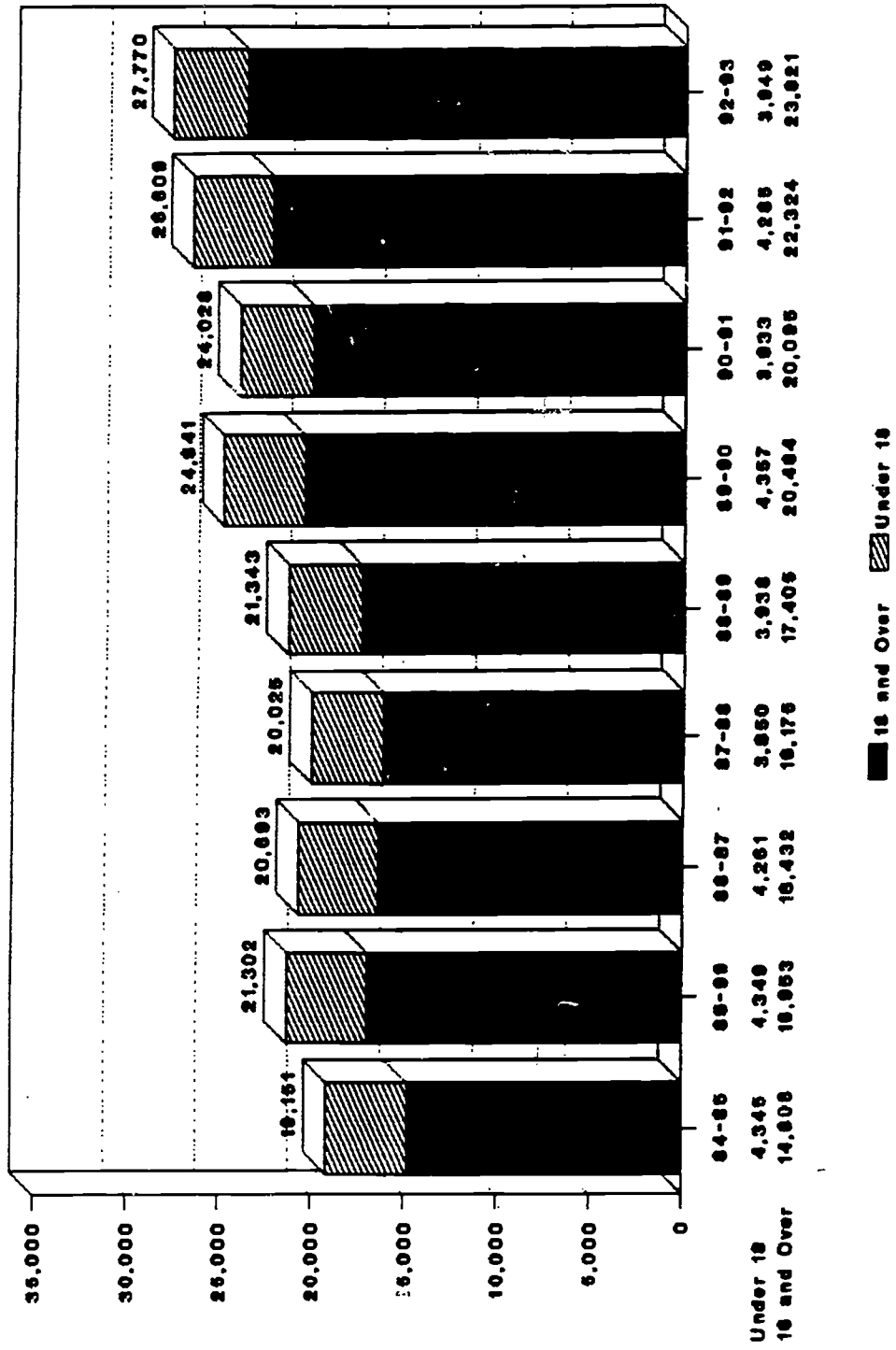
WEIGHTED PUPIL UNITS  
 ■ APPROPRIATED ■ GENERATED

WPUs

•Enrollees 18 Years of Age and Over.



# Adult Basic Education and Adult High School Enrollees by Fiscal Year\*



\*Includes Individuals Under 18

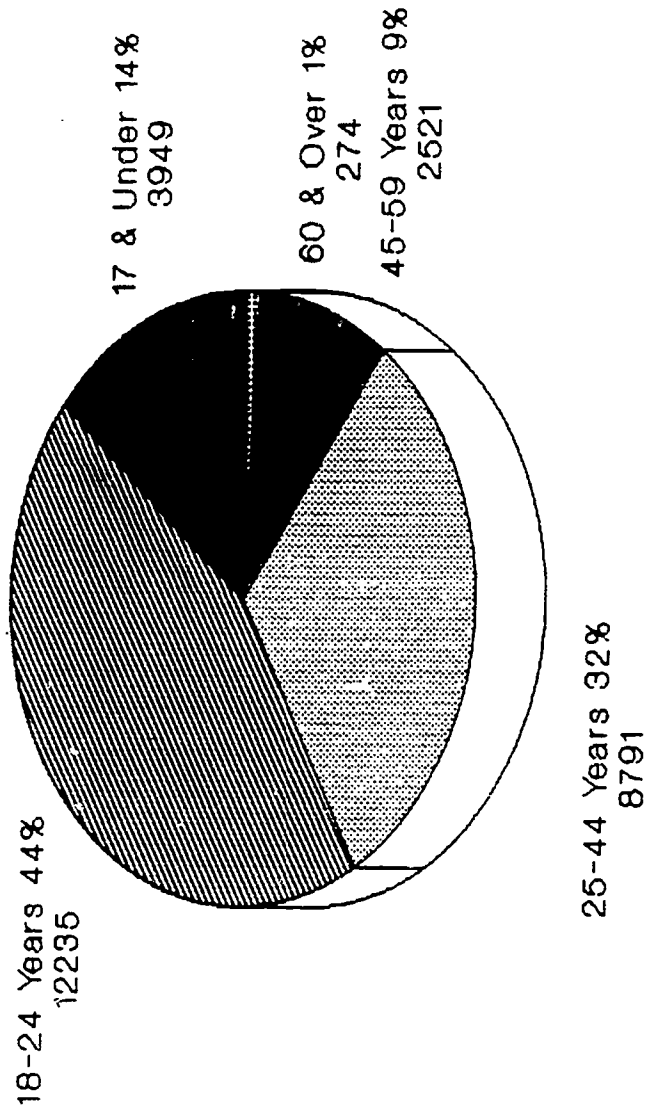
■ 18 and Over    ▨ Under 18

FYSTS .CHT





# FY1992-93 Adult Basic Education and Adult High School Enrollees by Age Categories\*




•Total Number of Enrollees 27,770

ENROLLE2.CHT

# FY1992-93 Adult Basic Education and Adult High School Enrollees by Sex\*

MALE 51%  
14201



FEMALE 49%  
13569


23

ENROLLEES.GHT

\*Includes 3949 Individuals Under 18

# FY1992-93 Adult Basic Education Enrollees by Sex\*

MALE 53%  
4157




FEMALE 47%  
3750

\*Includes 572 Individuals Under 18

ENROLLE1.CHT

# FY1992-93 Adult High School Enrollees by Sex\*

MALE 51%  
10044



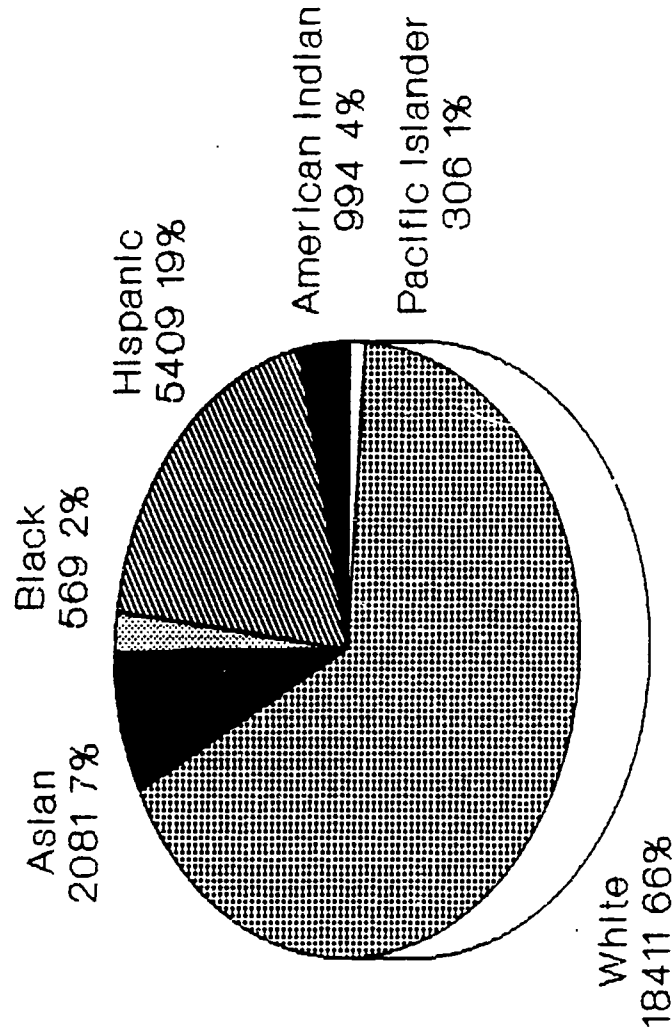
FEMALE 49%  
9819

\*Includes 3377 Individuals Under 18

ENROLLES.CHT

27

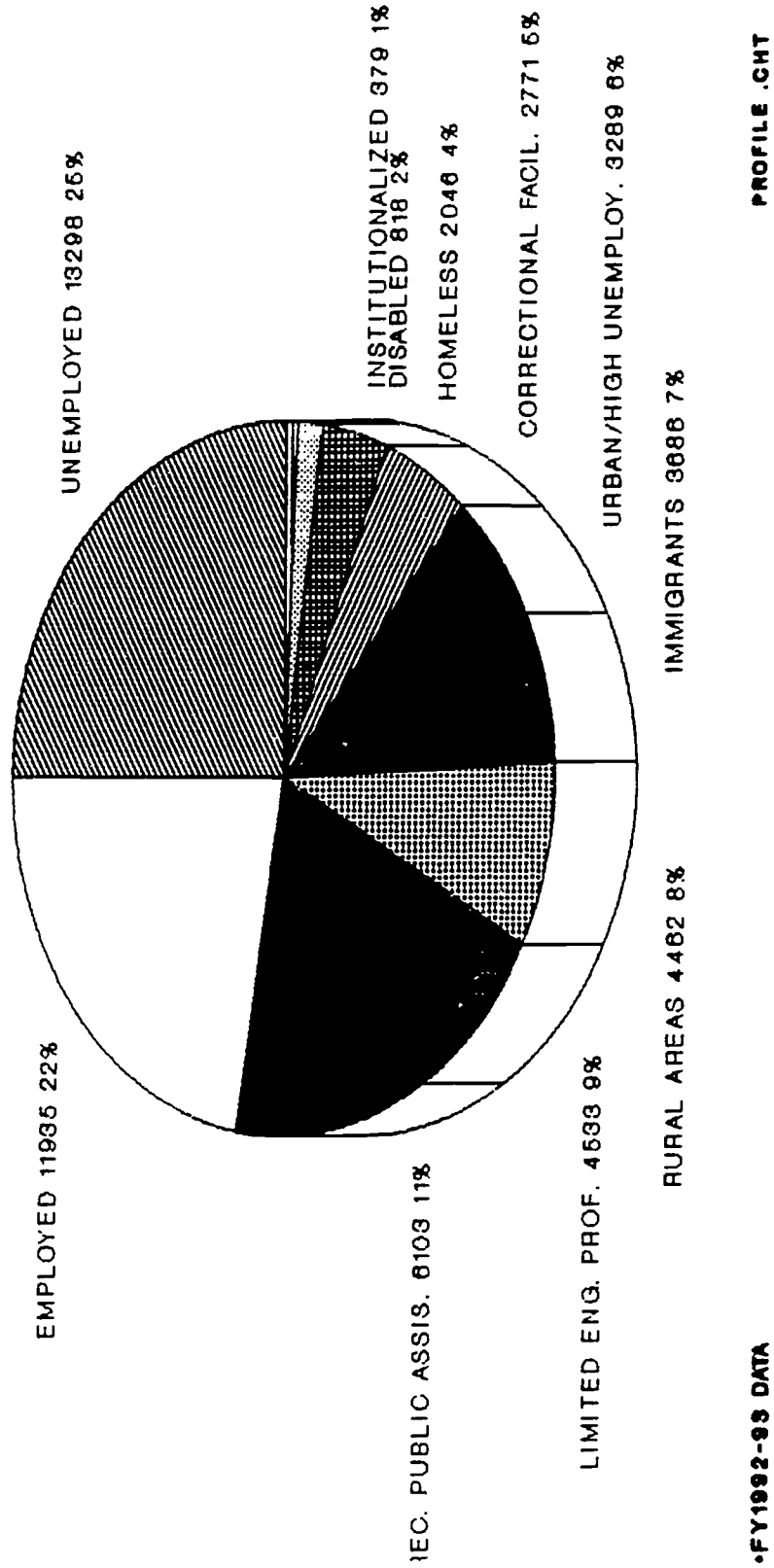
# FY1992-93 Adult Basic Education and Adult High School Enrollees by Race and Selected Ethnic Groups\*



\*Includes 3,949 Individuals Under 18

ENROLLEES.CHT

# Profile of Adult Basic Education and Adult High School Enrollees Upon Program Entry\*

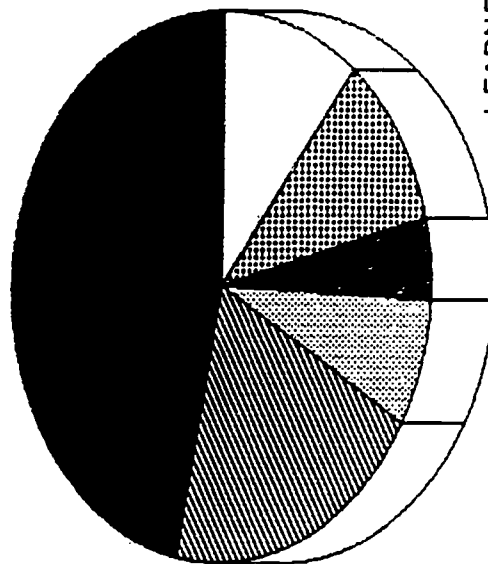


\*FY1992-93 DATA

PROFILE .GHT

# Educational Achievements of Adult Basic Education and Adult High School Enrollees\*

PERSON. SATISFACTION 15238 47%



COMPLETED ABE 6492 20%

REC. AHS DIPLOMA 2430 7%

ENT. OTHER ED./TRG. 3454 11%

LEARNED ENG. LANGUAGE 3373 10%


PASSED GED TEST 1577 5%

\*FY 1992-93

ACHIEV .GHT

# Economic Achievements of Adult Basic Education and Adult High School Enrollees\*

OBTAINED A JOB 3522 46%



REMOVED PUB. ASSIS. 1353 17%

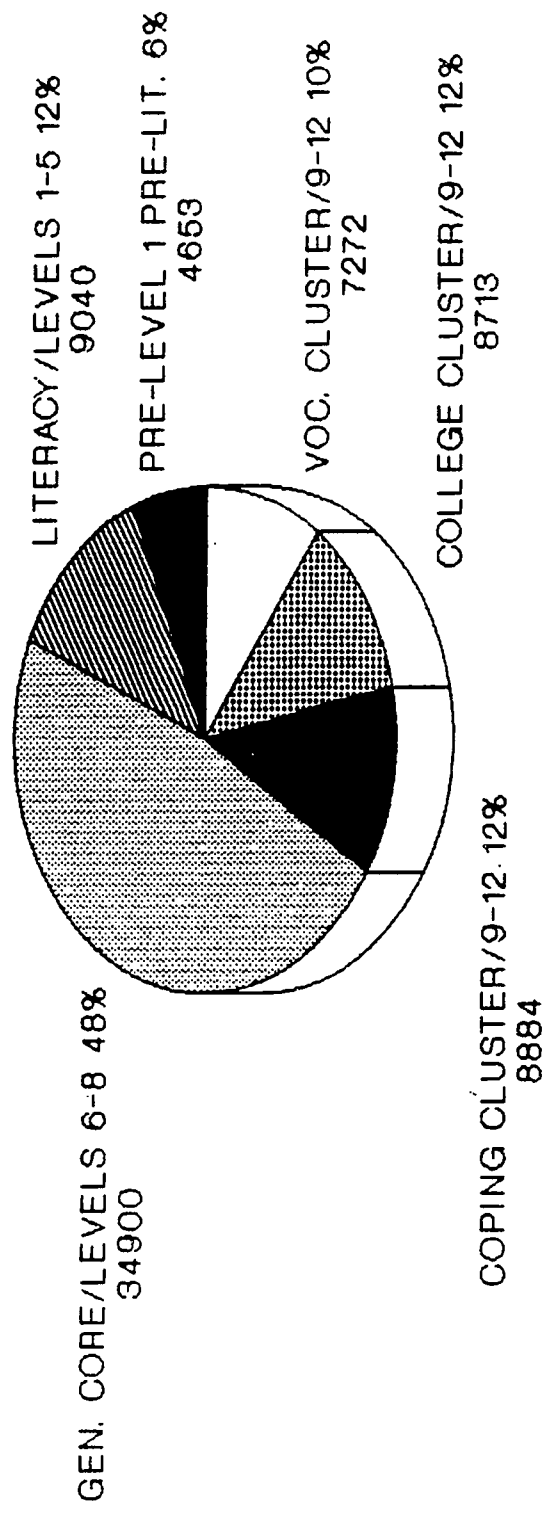
REC.BETTER JOB/SAL. 2863 37%

\*FY1992-93

ACHIEV1 .GHT



# Total Adult Basic Education and Adult High School Enrollments\* for FY 1993 By Instructional Levels & Sub. Areas

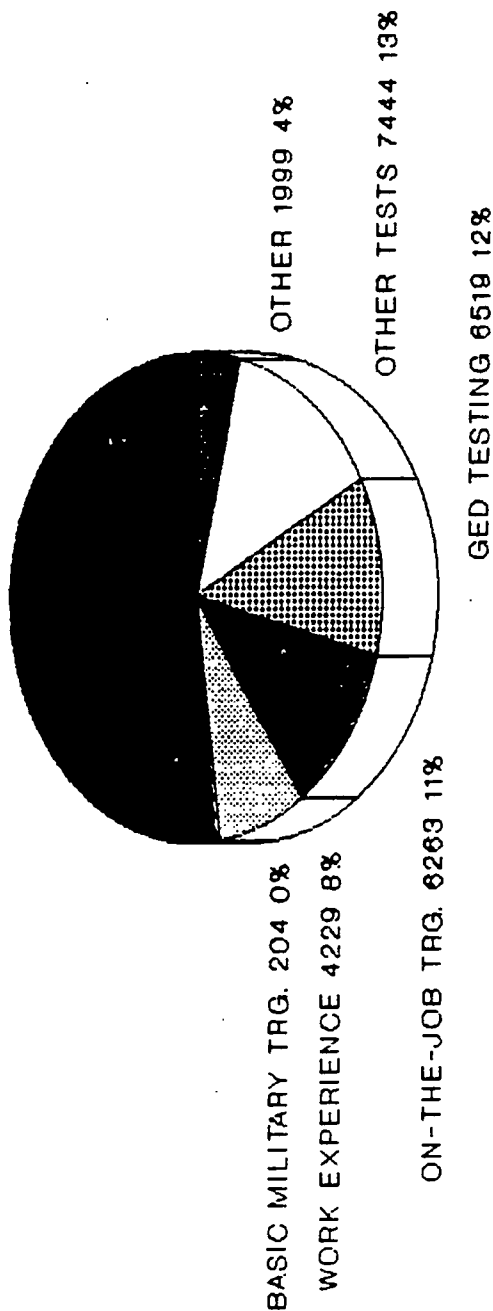


•Duplicated Count of Students

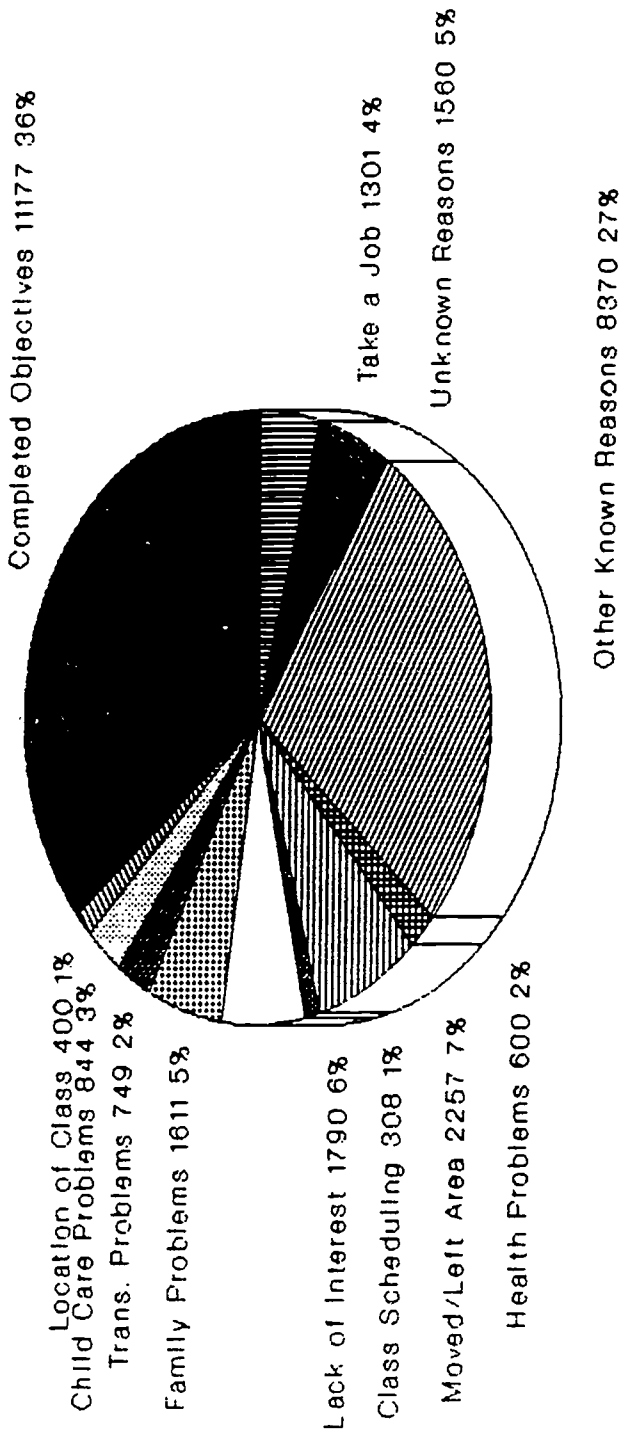
ENROLL1 .CHT

# Adult High School Impact Data Number of Units of Adult High School Credit Awarded From All Sources by Total

COURSES OF INST. 28542 52%



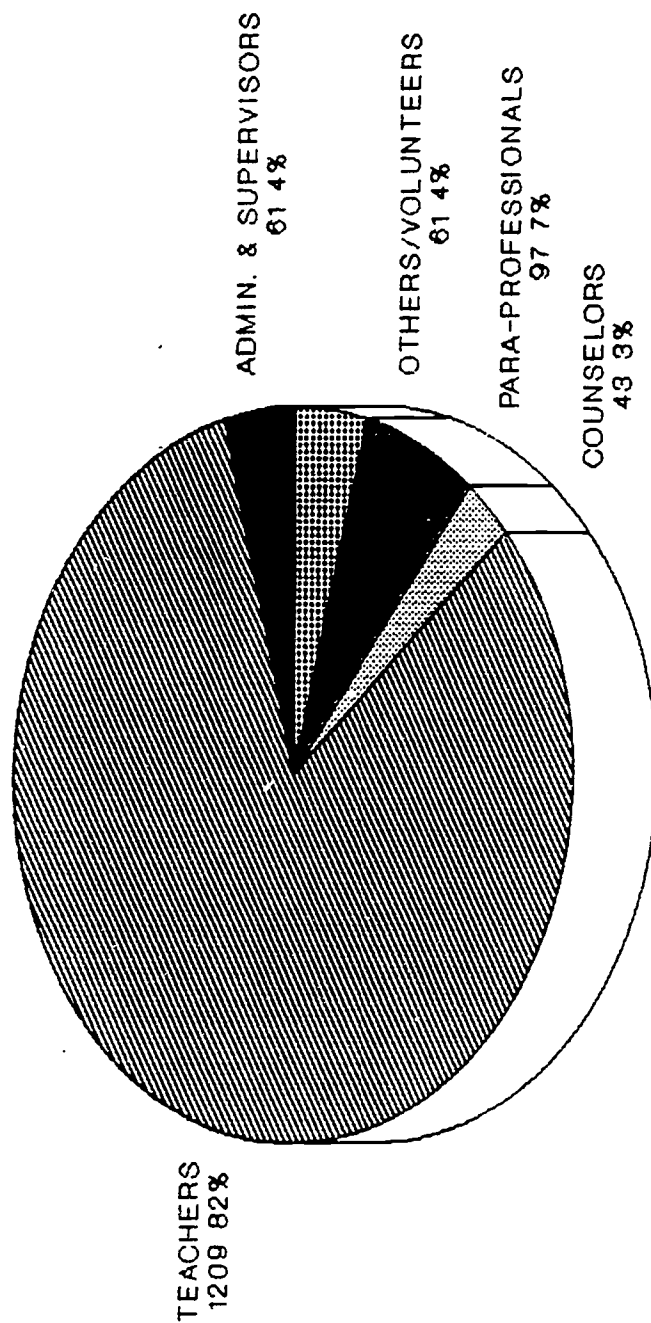
# Adult Basic Education and Adult High School Students Leaving the Instructional Program and Their Reasons\*



•FY1992-98

REASONS .CHT

# Number of Part-Time Adult Basic Education and Adult High School Personnel by Type of Job Performed\*

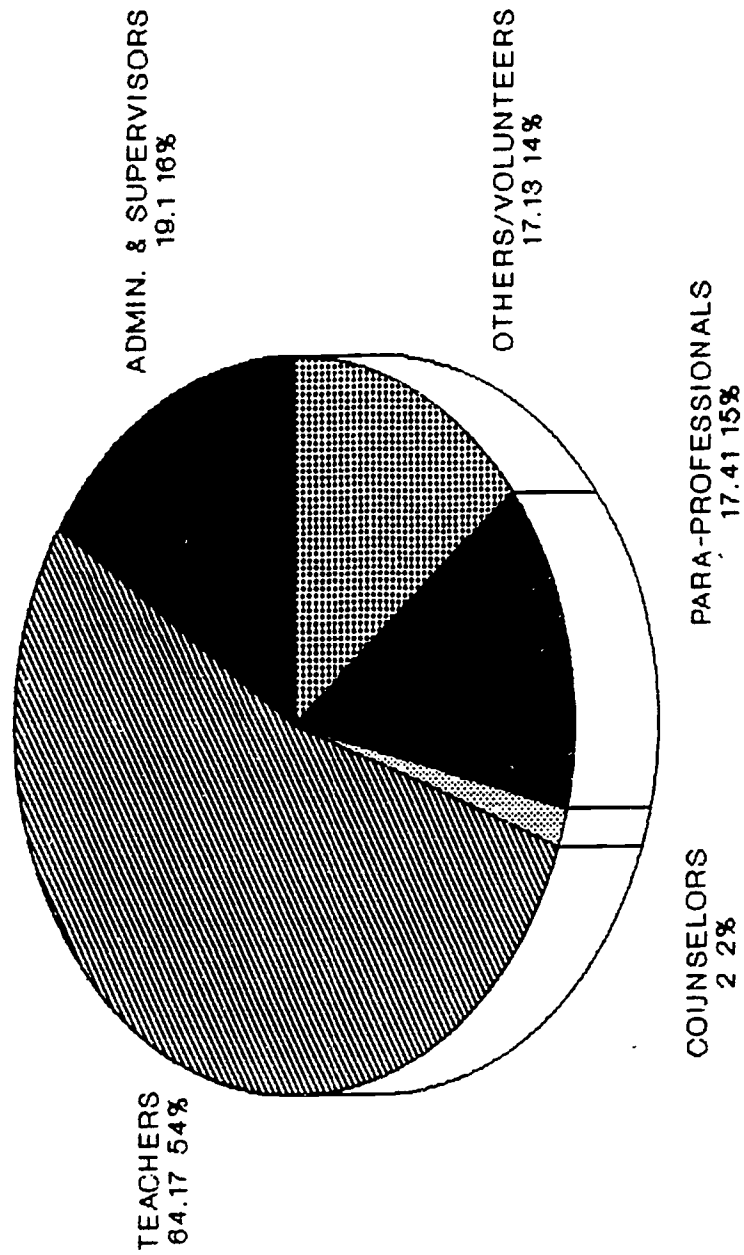


\*FY1992-93

PERSONNEL

43

# Number of Full-Time Adult Basic Education and Adult High School Personnel by Type of Job Performed\*



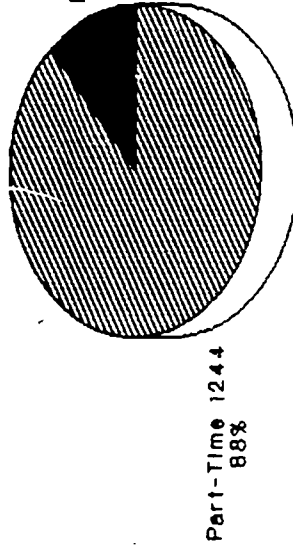
PERSONN .GHT

•FY1992-93

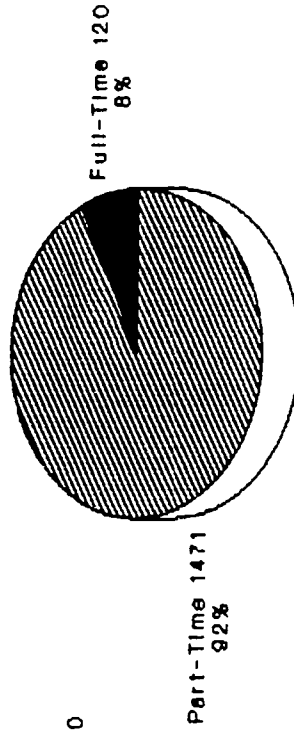
# Adult Basic Education and Adult High School Personnel\*

## Part-Time and Full-Time Staff

FY1990-91



FY1992-93




\*Data Derived from USOE's Narrative and Statistical Reports

STAFF.CHT

479

# Number of FY 1992-93 Adult High School Graduates\*

MALE 46%  
1105

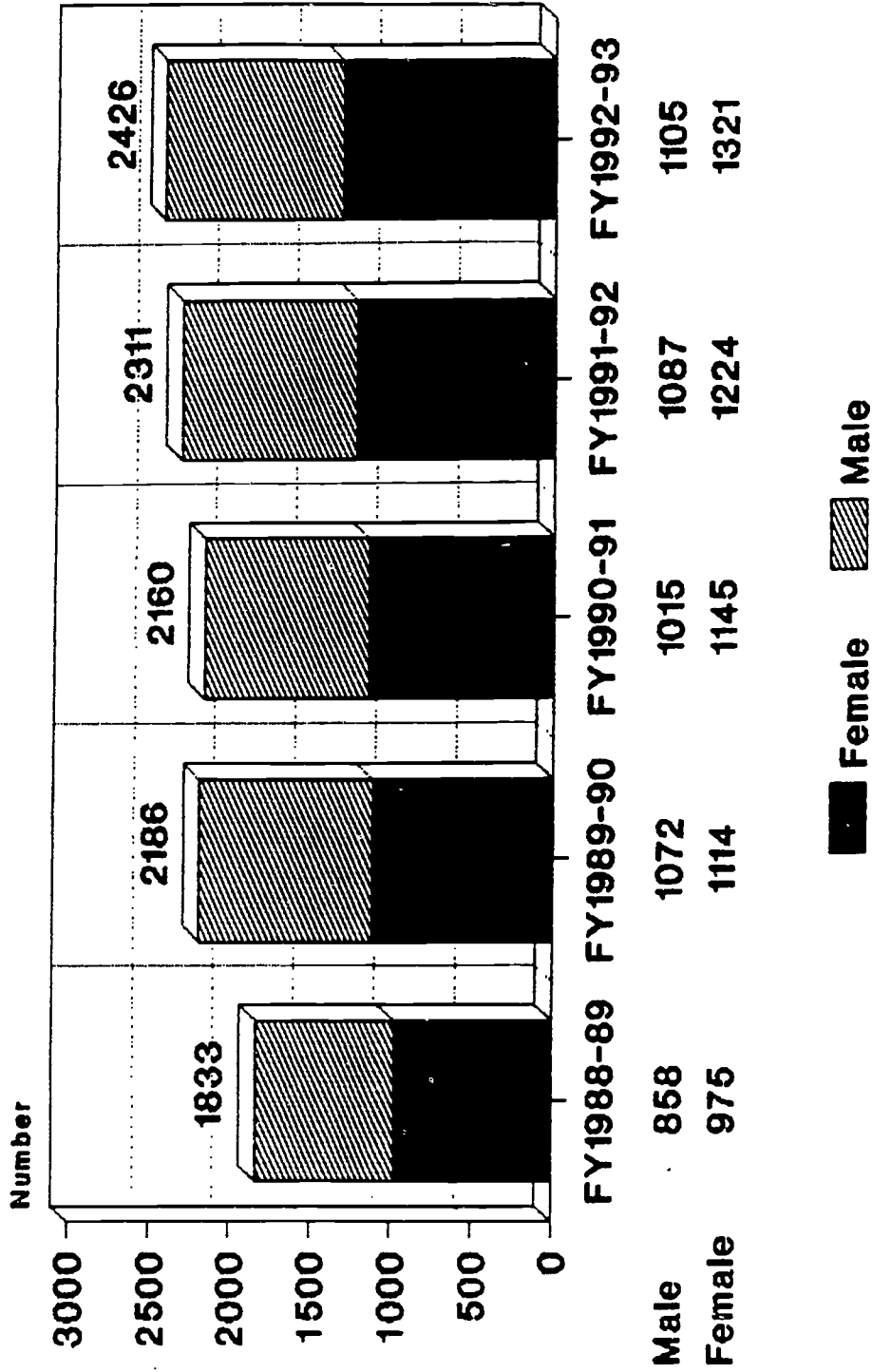


FEMALE 54%  
1321

\*18 Years of Age and Over

ENROLLE4

# Number of Adult High School Graduates by Fiscal Year\*

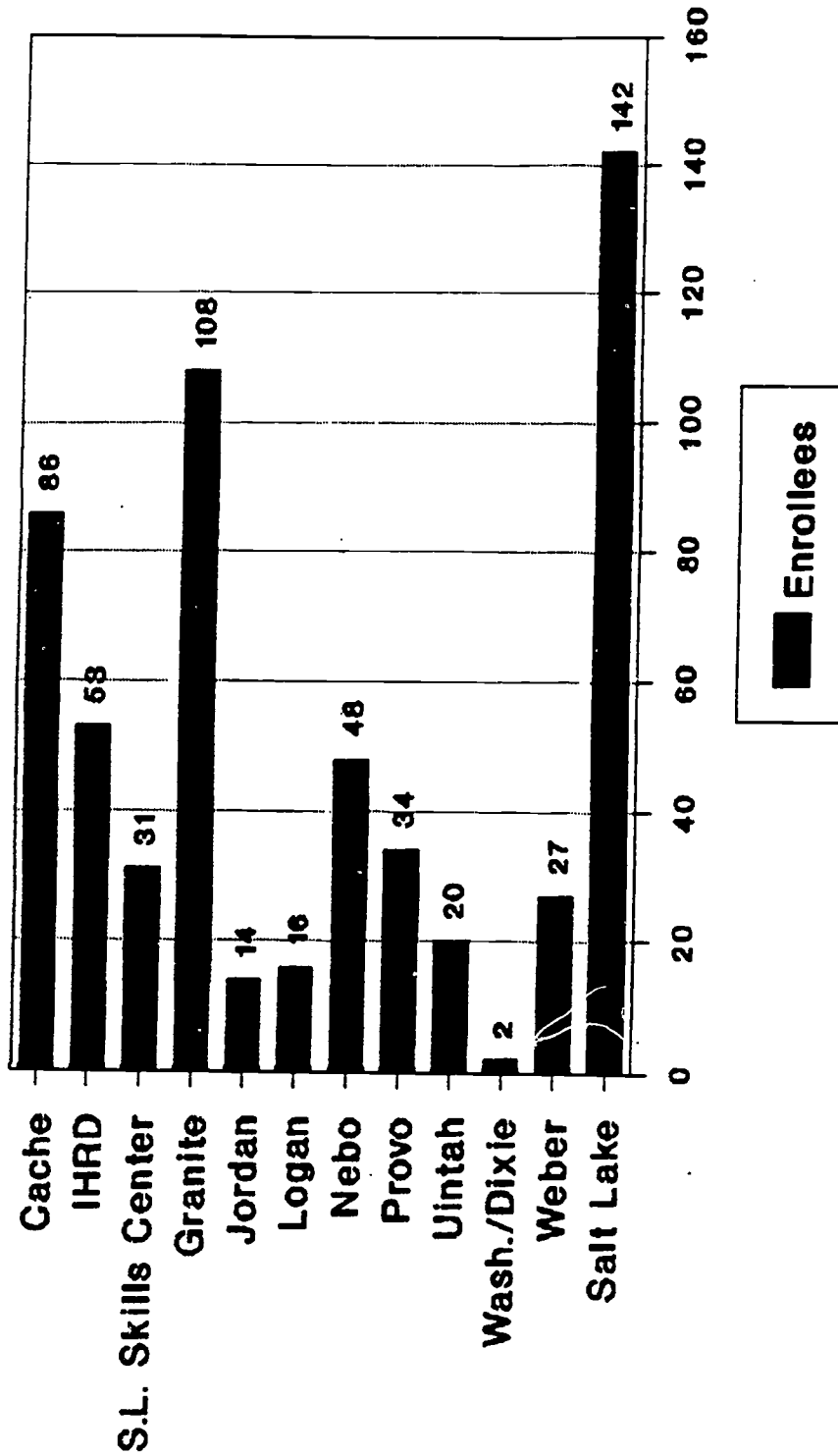


\*18 Years of Age and Over

Graduates



# Adult Eligible Legalized Alien Instructional Program\* (Oct.1, 1992 through Sept. 30, 1993)

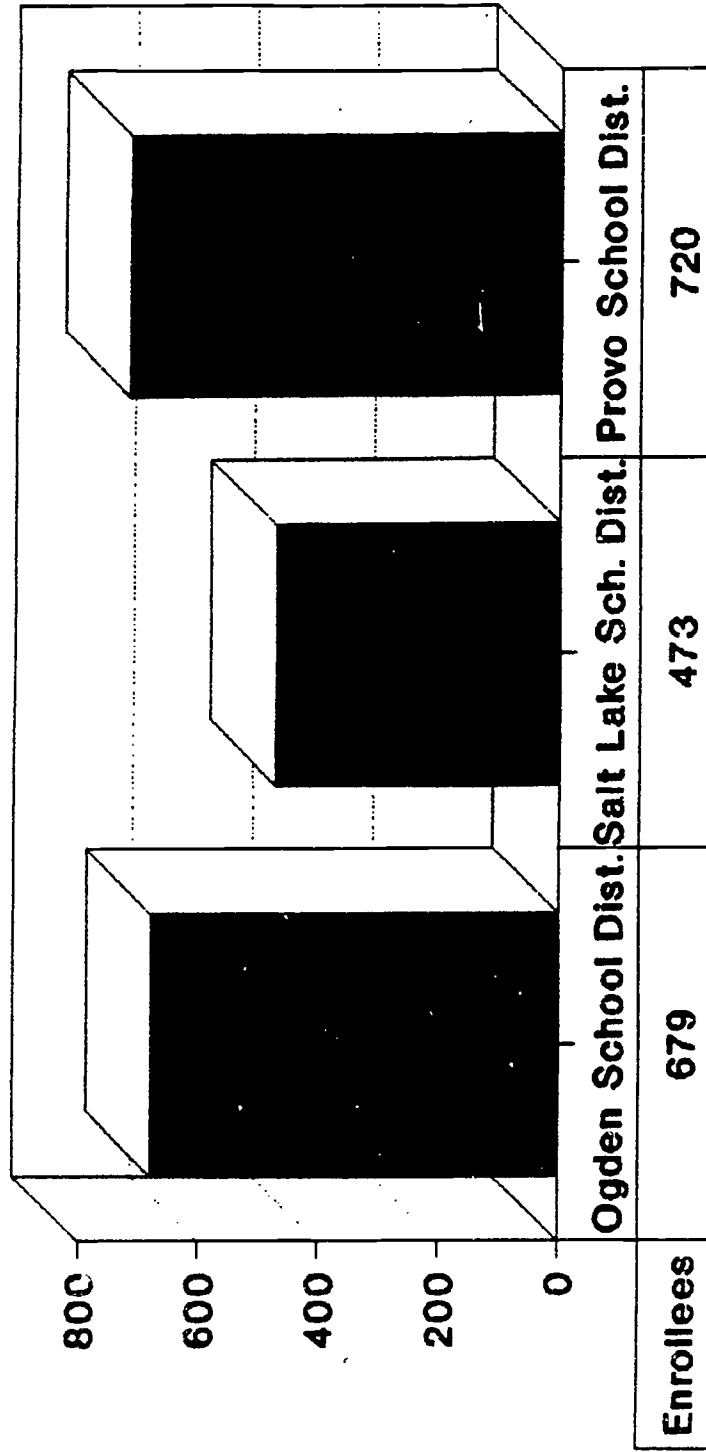


\*Total Number of Enrollees: 561

SLA9.CMT

# Adult Education for the Homeless By Program\*

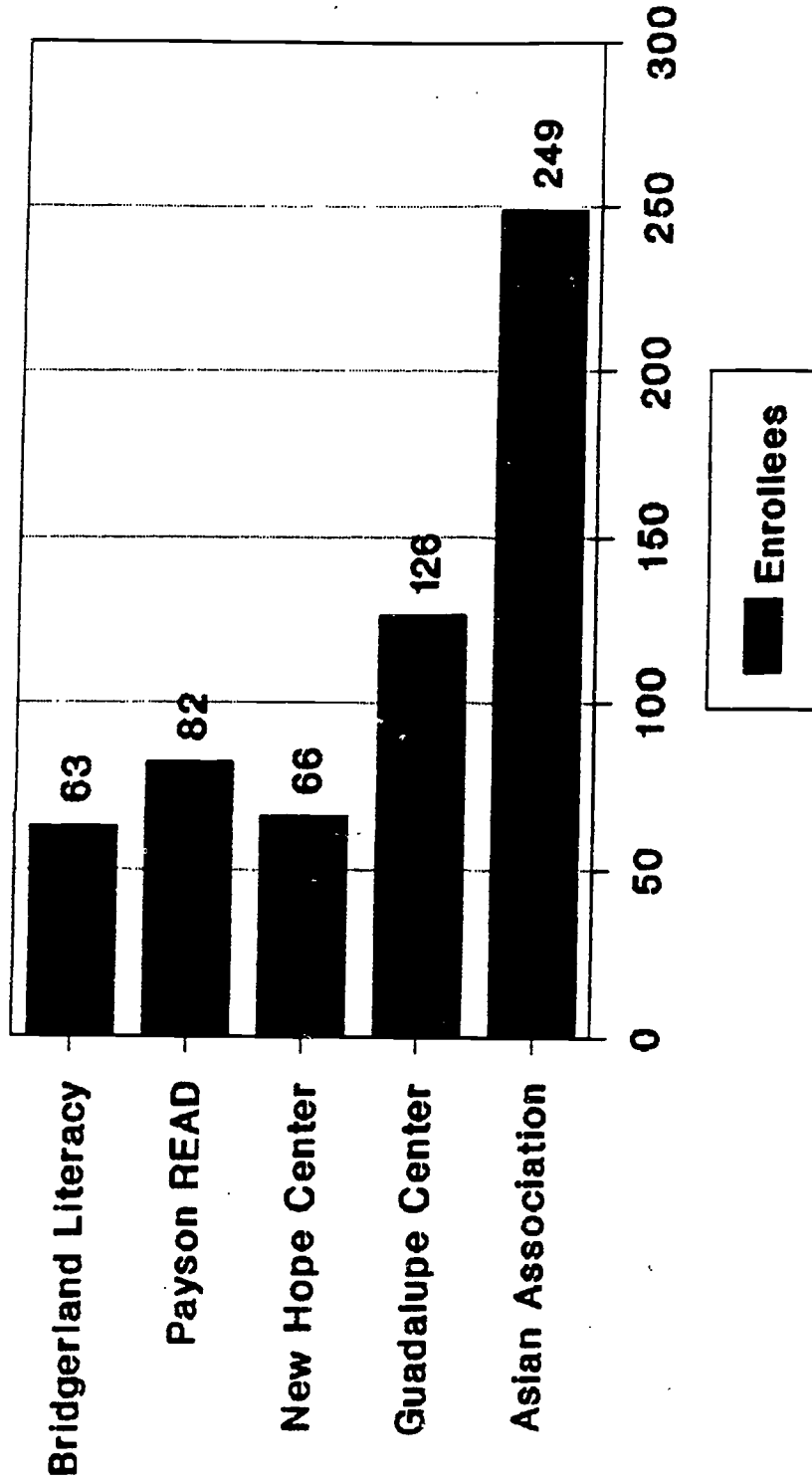
July 1, 1992 through June 30, 1993



\*Total Enrollees 1872

HOME.CHT

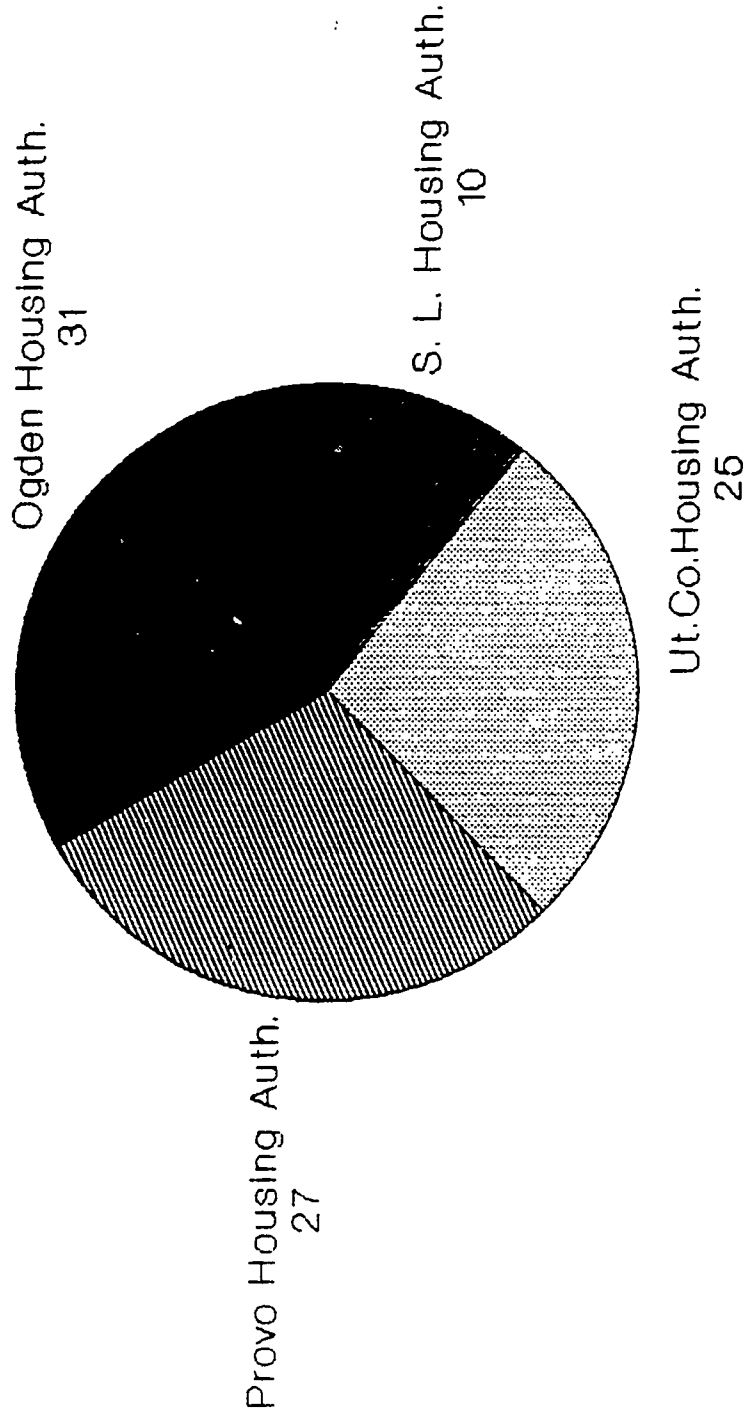
# Community-Based Adult Education Programs for Limited English Proficient Adults FY1992-93



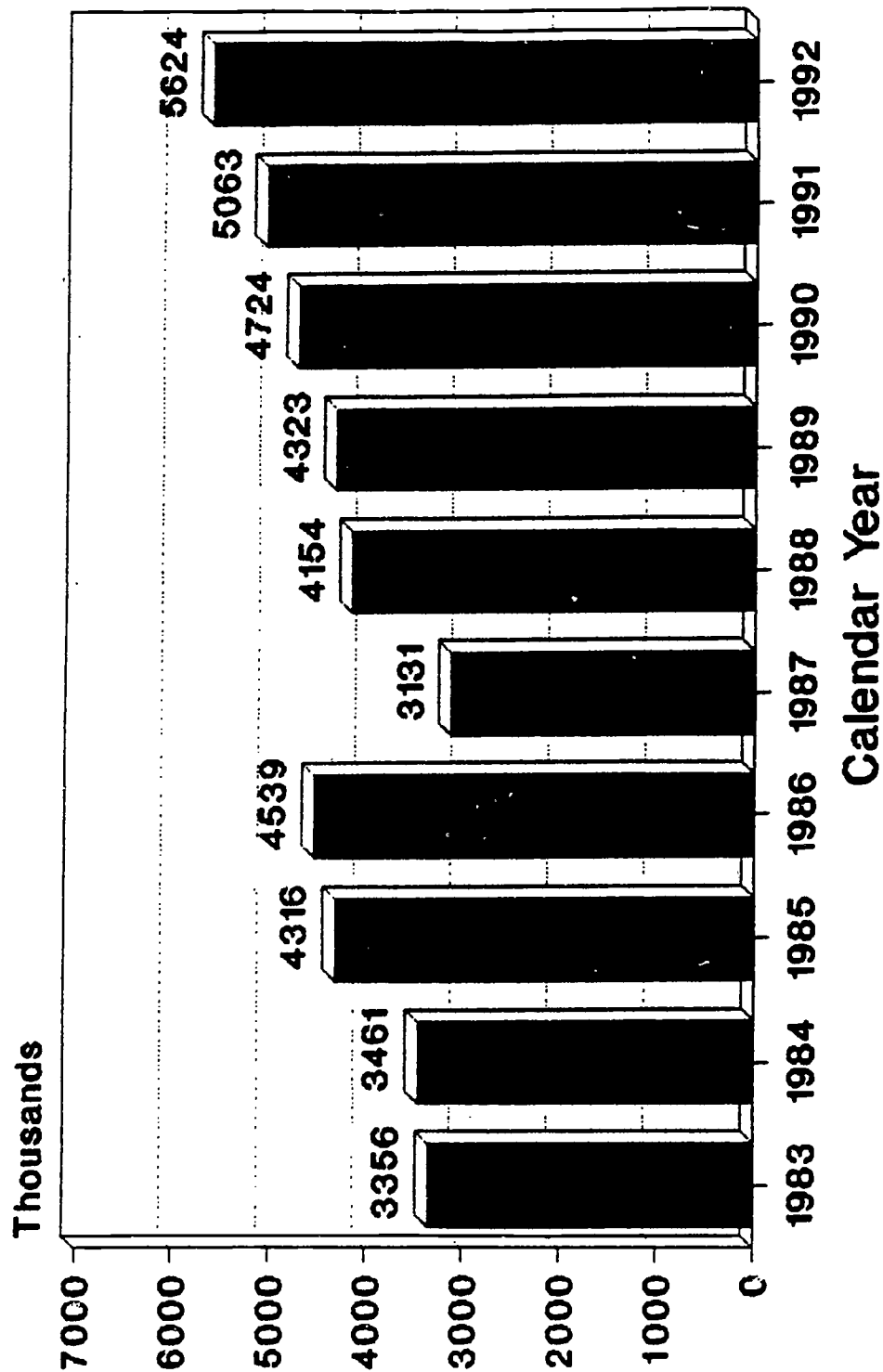
• Total Enrollees 586

Limited

# Adult Gateway or Public Housing Enrollees by Local Providers FY 1992-93



# Utah GED Achievements Number of Persons Tested

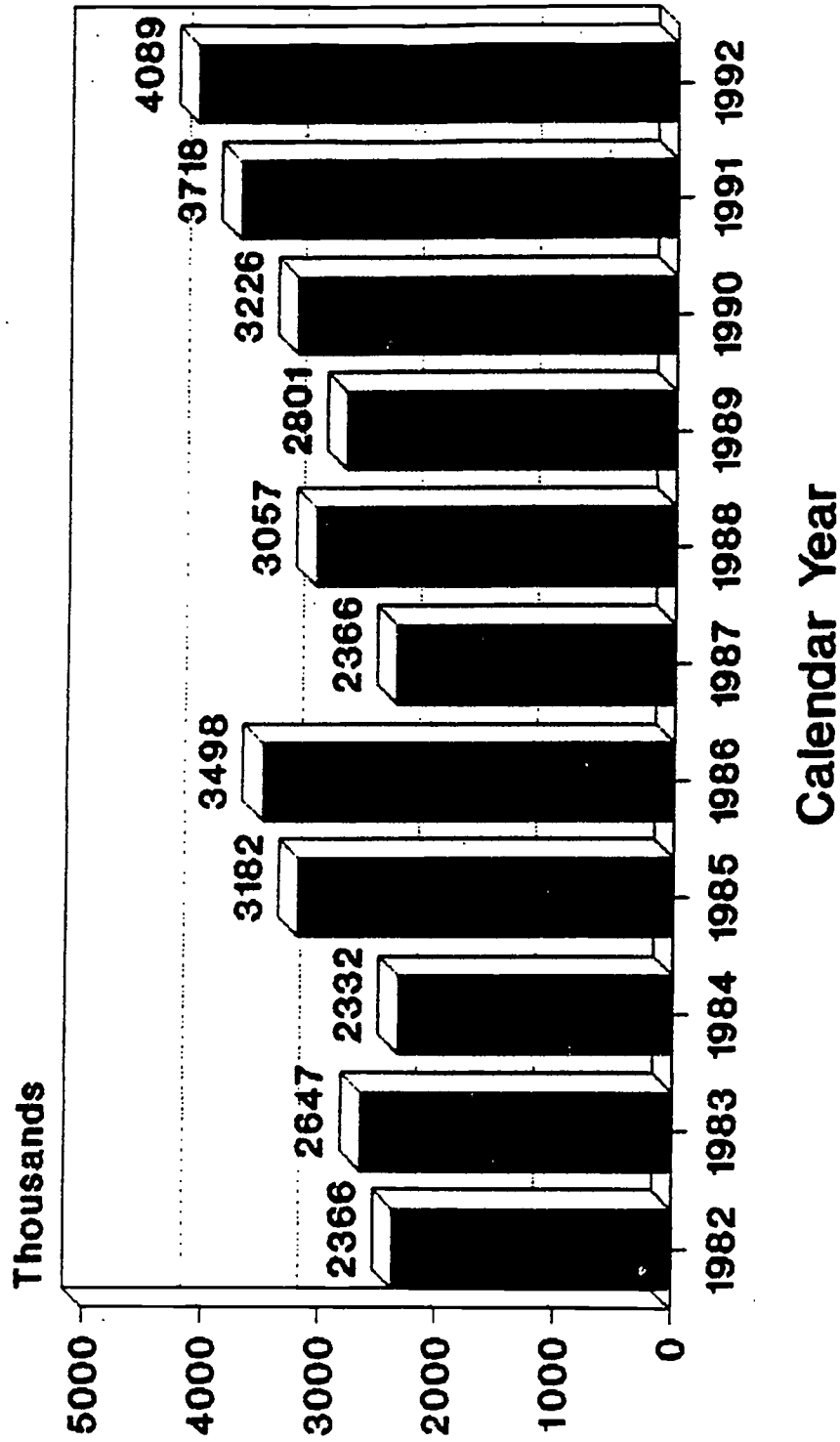


Source: American Council on Education

GED

# Utah GED Achievements

## Number of Persons Tested Meeting State Score Requirements



Source: American Council on Education

GED2 .CHT



**Scott W. Bean**  
State Superintendent of Public Instruction

Utah State Office of Education  
250 East Fifth South  
Salt Lake City, Utah 84111